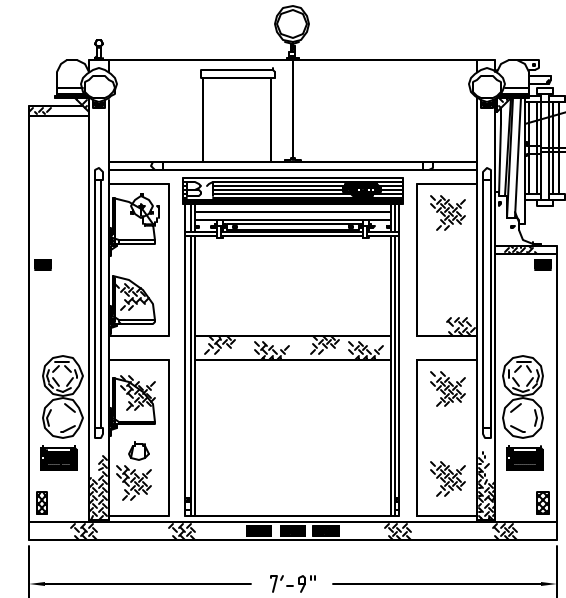


E-ONE
OCALA, FL
SO.000000
VT04 COMMERCIAL PUMPER
INTERNATIONAL 4400 4DR

1250 GPM HALE QFLO PUMP		HOSELOAD:	
1000 GALLON WATER TANK		NFPA COMPLIANT	
COMPT.	OPENING	INTERIOR DIMENSION	
L1	32W 60H	34W 6H 12D	UPPER
		34W 58H 24D	LOWER
R1	32W 36H	34W 12H 12D	UPPER
		34W 28H 24D	LOWER
L2	54W 36H	56W 40H	12D
R2	56W 12H	56W 16H	12D
L3	38W 60H	40W 36H 12D	UPPER
		40W 28H 24D	LOWER
R3	38W 36H	40W 12H 12D	UPPER
		40W 28H 24D	LOWER
B1	36W 51H	38W 19H 15D	UPPER
		38W 28H 24D	LOWER

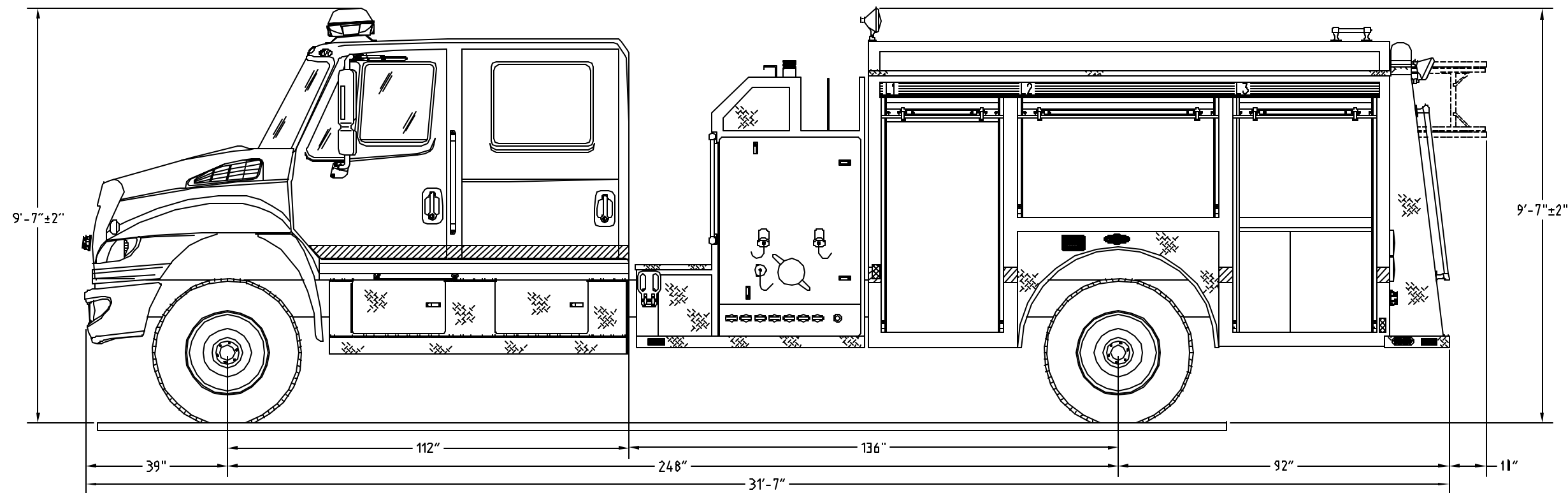
THIS DRAWING IS FOR REFERENCE PURPOSES. ALL DIMENSIONS ARE SUBJECT TO MINOR VARIATIONS DUE TO MANUFACTURING PROCESSES.

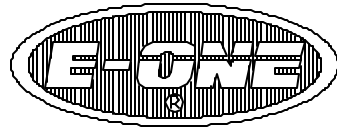
This print is the property of Emergency One, Inc. and is loaned to you subject to return on demand, unless otherwise agreed to in writing by Emergency One, Inc. Its contents are confidential and must not be copied or submitted to third parties for use or examination.



CROSSLAY HEIGHT:
 (FOR REFERENCE ONLY)
 TO RUNNING BOARD: 57"
 TO GROUND: 81"

HOSEBED HEIGHT:
 (FOR REFERENCE ONLY)
 TO TAILBOARD: 64"
 TO GROUND: 88"





E-ONE
Ocala, FL
SO.000000
VT04 COMMERCIAL PUMPER
INTERNATIONAL 4400 4DR

